


BUSINESS ANALYTICS  
Trending / Year to Date

# TouchBase Project Financials




**ProductDossier**<sup>®</sup>

Project Management First

# TouchBase

## Project Financials

- 1 All roads must lead to profits and cashflow.
  - 2 Key Challenges
  - 3 Lost Opportunities
  - 4 TouchBase Capabilities
  - 5 TouchBase Differentiators
  - 6 TouchBase Business Value
  - 7 TouchBase Modules
  - 8 TouchBase Glimpses
- 

# All roads must lead to profits and cashflow

Living in a highly competitive world, delivering strategic programs and projects is futile unless backed by financial alignment, discipline and superiority.

The pressures of managing costs and expenses are here to stay.

Business leaders have little influence on revenue; they could for sure look inward – managing costs, accurate revenue recognition, and zero revenue leakage!



# Project Financials

## Key Challenges

1

Inaccurate and questionable project cost estimates.

2

Lack of a robust project financial feasibility analysis.

3

Spreadsheets and emails approach to manage financial estimates.

4

Tracking project costs: planned vs. actuals.

5

Inaccurate and missed revenue recognition.

6

Inefficient project cashflow management.

7

Disparate systems (ERPs, CRMs, Accounting) drive data inconsistency.

# Project Financials

## Lost opportunities

Approving financially unviable projects



Questionable project financial data integrity.

Delayed and ineffective decision-making.



Lost revenue recognition and missed billing.

Significantly lower profitability than estimated.



# TouchBase Capabilities

## Extremely configurable solution to –

- Your industry
- Your products & services
- Your project financial standards, compliance, processes, & workflows.

Financial feasibility analysis.

Financial milestones linked to contract/schedule.

Project financial estimates and budgets.

Budget revisions.

Budgets vs. Actuals and variance analysis.

Customer and vendor invoice processing.

Customer and vendor aging analysis.

Financial documentation.

Journal entries and financial closing.

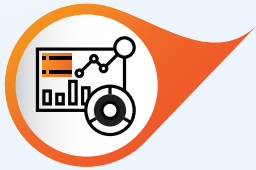
Integration with ERP & Accounting systems.

# TouchBase

## Common Capabilities



**Analytics**



**Dashboards**



**Alerts & Notifications**



**Social Collaboration**



**Mobile Access**

# TouchBase System Integrations





# TouchBase Differentiators

**1** *Designed for “your” industry, project type, project approach, methodology, and business processes.*

**2** *An end-to-end solution that addresses all the dimensions of project financials.*

**3** *Seamless integration with other enterprise applications*

**4** *95% configurable; less than 5% customization*

**5** *100% digitized project financials landscape*

# TouchBase Business Value

- 1 Digitize your entire project financials cycle
- 2 Strategic financial alignment.
- 3 Holistic project budgeting and cost control.
- 4 100% revenue recognition.
- 5 Zero revenue leakage.
- 6 One version of financial truth.
- 7 Improved financial governance.
- 8 Higher project profitability and ROI.

# TouchBase Modules



Project Financials Management



Project Management



Opportunity Management



Project Resources Management



New Product Development



Timesheets & Leave Management



Project Quality



Project Procurement



Project Documentation



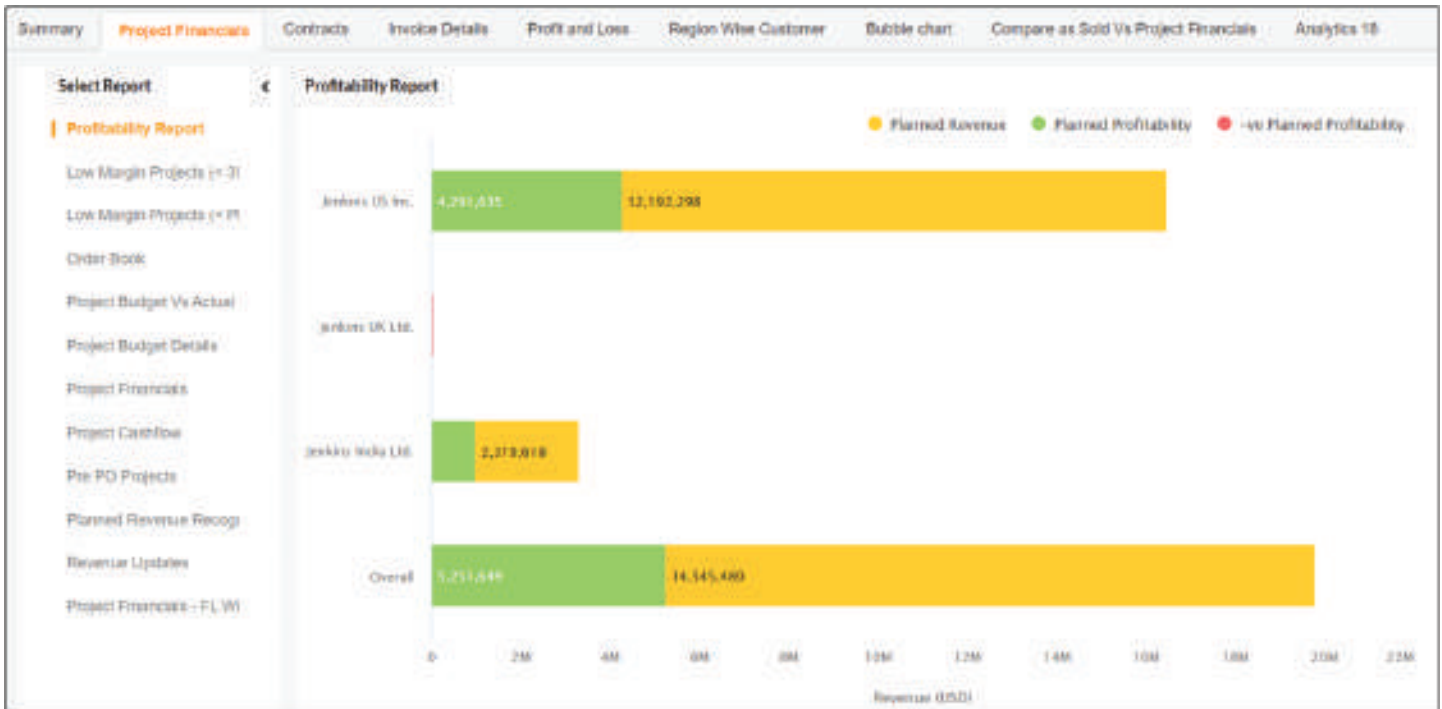
Social Collaboration



Utilities

# TouchBase Glimpses

## Enterprise Profitability Report



## Planned Vs. Actual Cost

General **Financials** WBS Operations / Execution Documents Resources Analytics Settings

Summary Margin Calculator Budget Financial Line Items Revenue Recognition **Planned & Actual Costs** More

S.No	Category	Cost T	Cost Line Item	Curr	Total	April (2020)		May (2020)		June (2020)		
						Planned	Actual	Planned	Actual	Planned	Actual	
1	Overall			INR	2,562,660.00	217,975.00	504,740.00	153,450.00	908,180.00	43,200.00	417,400.00	21,325.00
2	Total	Direct		INR	2,232,060.00	217,975.00	437,840.00	153,450.00	439,340.00	43,200.00	367,240.00	21,325.00
3	Total	Indirect		INR	330,600.00	0.00	66,840.00	0.00	43,840.00	0.00	50,160.00	0.00
4	Project Manpower	Direct	DP000284	INR	2,002,000.00	217,975.00	396,000.00	153,450.00	378,000.00	43,200.00	308,000.00	21,325.00
5	Outsourcing Cost	Direct	DP000284	INR	100,000.00	0.00	0.00	0.00	50,000.00	0.00	50,000.00	0.00
6	Hardware Dedicated Cost	Direct	DP000284	INR	0.00	0.00						
7	Hardware Depreciation - Cor	Direct	DP000284	INR	0.00	0.00						
8	Software Dedicated Cost	Direct	DP000284	INR	0.00	0.00						
9	Software Depreciation - Cor	Direct	DP000284	INR	0.00	0.00						
10	Travel Cost	Direct	DP000284	INR	70,000.00	0.00	30,000.00	0.00	0.00	0.00	0.00	0.00
11	Facility Cost	Indirect	DP000284	INR	330,600.00	0.00	66,840.00	0.00	43,840.00	0.00	50,160.00	0.00

TouchBase is ready  
to empower your  
project financial  
teams to deliver  
higher financial value.  
**Are You?**



**ProductDossier**<sup>®</sup>  
Project Management First

**ProductDossier Inc.**

45, Prospect Street,  
Cambridge, MA 02139, USA  
+1 (508) 517-6440

E-mail: [sales@productdossier.com](mailto:sales@productdossier.com)

**India Office**

Timeless Building, 2nd floor, 209, 1B/1A,  
Range Hills, Pune – 411020, INDIA  
Tel: +91 98902 91424 / +91 76209 00525

Website: [www.productdossier.com](http://www.productdossier.com)